

Thermometer TM 210



KEY POINTS

- Measurement of temperature, climatic conditions and U coefficient (depending on option)
- Interchangeable measurement modules
- 2 inputs for Pt100 temperature (from -200 to +600°C)
- Up to 6 measurements simultaneously
- Large graphic display

CONNECTIONS

Interchangeable measurement modules



1 device = several possible ranges and parameters

Wireless connection



Device/probe wireless connection

SMART-2014 system



Wireless and wired probes automatically recognized



REFERENCES

TM 210



Instrument supplied with :

- 4 thermocouple inputs module M4TC, measuring range according to the probe

The new probes use a mini-DIN cable unique and pluggable that fits on every probes. This cable is supplied with each instrument.

The instruments are supplied in a transport case with a calibration certificate, a charger and a USB cable.



AVAILABLE PROBES AND MODULES (OPTIONAL)



Black ball (BN)



Large choice of temperature probes (see related datasheet) : ambient / contact / penetration / immersion...



U coefficient module (MCU)
Measuring range from -20 to +80°C
Allows to calculate U coefficient


SPECIFICATIONS OF MODULES

Module	Units	Measuring ranges	Accuracies*	Resolutions
Thermocouple	°C, °F	K: From -200 to +1300°C J: From -100 to +750°C N: From -200 to 1300°C T: From -200 to +400°C S: From 0 to 1760°C	K, J, N, T: From -200 to 0°C: $\pm 0.4^{\circ}\text{C} \pm 0.3\%$ of reading From 0 to 1300°C: $\pm 0.4^{\circ}\text{C}$ S: $\pm 0.6^{\circ}\text{C}$	0.1°C 0.1°C 0.1°C 0.1°C 0.1°C
U coefficient	°C, °F	Thermocouple T: From -20 to +80°C	$\pm 0.3^{\circ}\text{C}$	0.1°C
Pt100 probe	°C, °F	From -200 to +600°C	According to probe	0.1°C for all standard Pt100 probes 0.01°C for high accuracy probes.

*All accuracies indicated in this document were stated in laboratory conditions and can be guaranteed for measurements carried out in the same conditions, or carried out with calibration compensation.

U COEFFICIENT MODULE (OPTION)

U coefficient module allows to calculate the thermal transmittance coefficient of a wall (U coefficient). U characterises the quantity of heat that goes through a wall in continuous operation. It is a key point to determine thermal leak. So it allows to estimate the insulation of a wall: the lower the value, the more insulated the wall. For building renovations, this coefficient is one of the most important values to estimate the their loss and their energy use.



Operating principle:

To estimate the thermal resistance of a wall, the outside temperature (T_e), the room temperature (T_i) and the inside surface temperature of the wall must be measured. If measurement conditions are respected, these 3 temperatures, by way of an empirical formula, gives the U value of thermal transfer of a wall and so its total thermal resistance R_t ($U=1/R_t$).



TECHNICAL SPECIFICATIONS OF THE TM210

Connections	2 mini-DIN connections SMART-2014 probes and 1 micro-USB port for charging and PC connection
Power supply	Lithium-Ion battery
Autonomy	65 h with thermocouple module
Memory capacity	Up to 1000 dataset of 20 000 points
Conditions of use (°C/%RH/m)	From 0 to +50°C. In non-condensing condition. From 0 to 2000 m.
Storage temperature	From -20 to +80°C
Auto shut-off	Adjustable from 15 to 120 minutes or Off
Weight	485 g
Operating environment	Neutral gas
European directives	2014/30/EU EMC; 2014/35/EU Low Voltage; 2011/65/EU RoHS II; 2012/19/EU WEEE
Languages	French, English, Dutch, German, Italian, Portuguese, Swedish, Norwegian, Finn, Danish, Chinese, Japanese

TM 210 instruments has the following functions for the measurement of temperature :

THERMOCOUPLE MODULE

- Dynamic delta T
- Audible alarm (2 setpoints)
- Selection of units
- Minimum / maximum values and hold function
- Storage of 4 thermocouple K, J and T channels
- Calculation of U coefficient

TEMPERATURE PROBES

- Dynamic delta T
- Audible alarm (2 setpoints)
- Selection of units
- Minimum / maximum values and hold function
- Storage

TEMPERATURE PROBES (OPTIONAL)



Contact probes

- Copper contact
- Straight lamella
- 90° angled lamella
- Magnetic lamella
- On wheel for moving surface
- Wireless models
- ...



Penetration probes

- Stainless steel pointed contact tip
- 150 or 300 mm length
- With or without handle
- IP65 protection models
- Needle probes
- "T" handle
- Wireless models
- ...



Probes for pipe

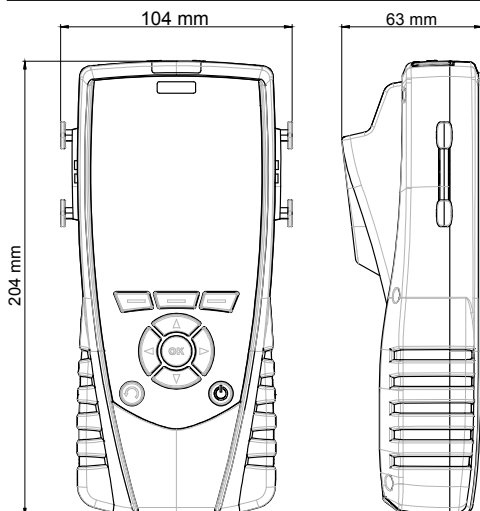
- Lamella contact with spring handle
- Pliers contact
- Lamella contact with curved tip
- Velcro
- ...

DELIVERY KITS AND OPTIONS

Description	TM 210
Pt100 SMART-2014 probe	○
Wireless Pt100 probe	○
4 thermocouple channels module(M4TC)	√
U coefficient module (MCU)	○
K, J, N, T and S thermocouple probe	○
Calibration certificate	√
Transport case	√
Additional battery	○

√ : supplied with ○ : optional

FEATURES OF THE HOUSING



Material: ABS/PC and elastomer

Protection: IP54

Display: LCD 120 x 160 px

Dimensions: 58 x 76 mm

Backlight

Display of 6 measurements including 3 simultaneously

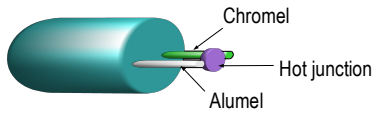
Key pad: Elastomer, 10 keys

OPERATING PRINCIPLE

Thermometer: Thermocouple

According to the Seebeck effect, when two wires composed of different metals are joined at both ends, an electric circuit is formed. The voltage increases with temperature.

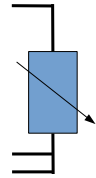
I.E: thermocouple K



Thermometer: Pt100 probe

Pt100 is a resistance with a positive temperature coefficient which varies according to the temperature. The higher the temperature is, the more the value of the resistance increases. ie.: for 0°C ≈ 100 Ω - For 100°C ≈ 138,5 Ω.

Platinum resistance



ACCESSORIES



Datalogger: PC software for data recording and processing.

CSM: Mini-DIN / mini-DIN cable for probe

SAD: Backpack

KIMP23: Infrared printer



RTE: Telescopic extension length 1m bent at 90° for measuring probe

RTR-3500: wheeled telescopic tripod for radiofrequency probes. 1.20 to 3.50 m length, adjustable at 90°.



Only the accessories supplied with the device must be used.

MAINTENANCE

We carry out calibration, adjustment and maintenance of your devices to guarantee a constant level of quality of your measurements. As part of Quality Assurance Standards, we recommend you to carry a yearly checking.

WARRANTY PERIOD

Devices have 1-year guarantee for any manufacturing defect (return to our After-Sales Service required for appraisal).

PRECAUTIONS FOR USE

Please always use the device in accordance with its intended use and within parameters described in the technical features in order not to compromise the protection ensured by the device.



Once returned to KIMO, required waste collection will be assured in the respect of the environment in accordance with European guidelines relating to WEEE.

www.kimo.fr



EXPORT DEPARTMENT

Tel : + 33. 1. 60. 06. 69. 25 - Fax : + 33. 1. 60. 06. 69. 29

e-mail : export@kimo.fr

Distributed by :



Uw distributeur

Hitma B.V.

Vragen over handmeters:
www.hitma-handmeters.nl